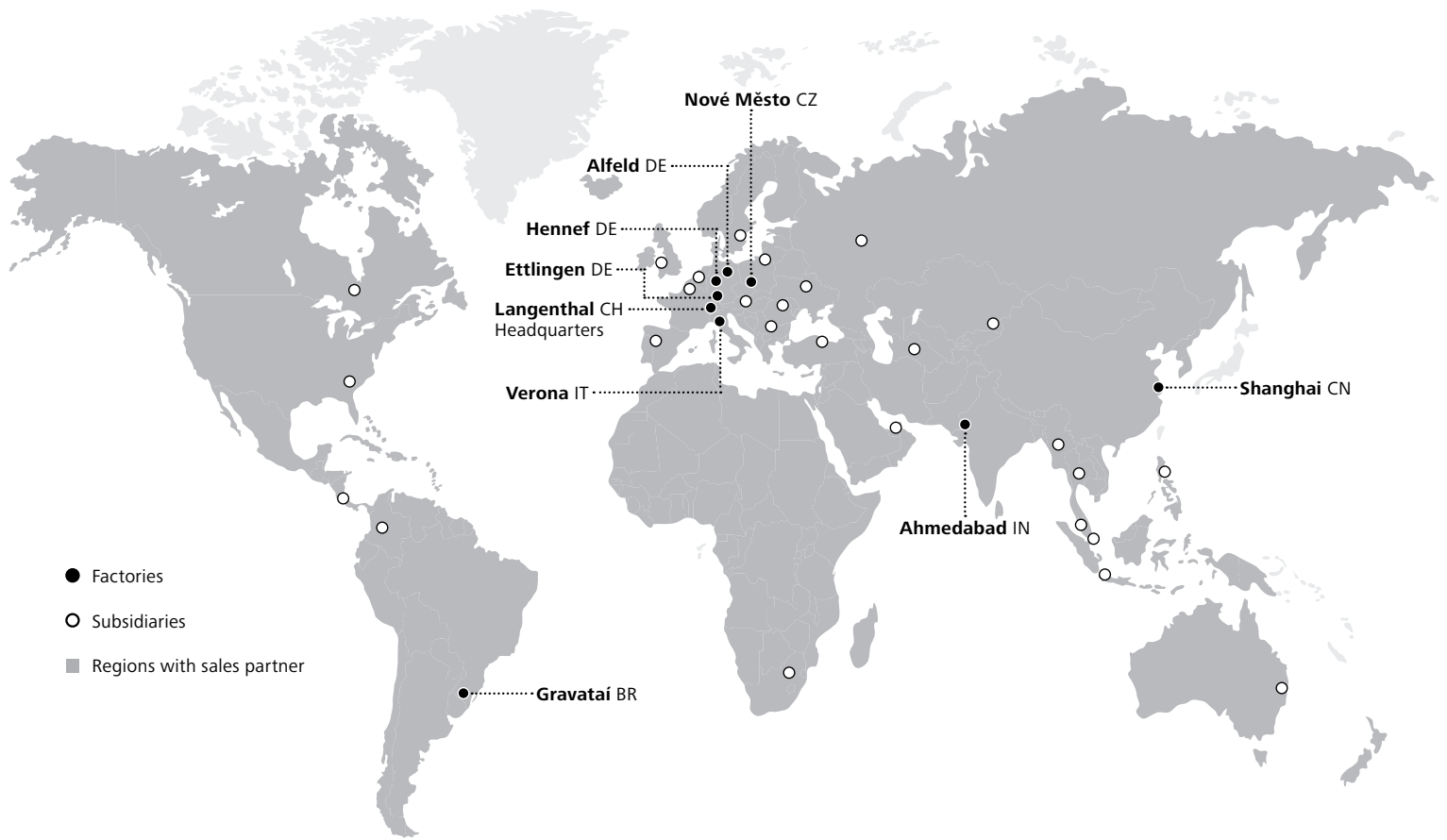




Plants

QuickBatch Mobile Asphalt-Mixing Plant

With productive capacity of 140–180 t/h



Ammann Group Worldwide


Nine production locations and over 100 agencies and sales partners

An Innovative Family Firm

Ammann is a world-leading supplier of mixing plants, machines and services to the construction industry, with core expertise in road-building and transportation infrastructure. Our strengths are the forthcoming approach of a family firm that has been operating for many years, coupled with our strong and well-established international presence. Since 1869, we have been setting benchmarks in the road-building industry, thanks to countless innovations and solutions that are as competitive as they are dependable.

True to our motto, "Productivity Partnership for a Lifetime," we gear our activities to the needs and requirements of our customers around the globe. We are aware that plants and machines that prove their merits day after day under tough operating conditions are the only way to give our customers the critical, competitive edge they need. As you would expect, we provide a well-developed service network and reliable supply of spare parts, together with support throughout the lifetimes of the plants and machines that we offer.

Ammann: One brand – grown over years



Intelligent compaction





Rammers



Vibratory Plates



Rollers



Road Pavers

Ammann manufactures mixing plants, compactors and pavers at nine locations. More than 100 agencies and sales partners work directly for our customers throughout the world. Expert around-the-clock service and high-quality-parts availability are guaranteed.



Asphalt-Mixing plants



Concrete-Mixing Plants



Control Systems



Customer Service

Asphalt-Mixing Plants

More than 4,000 Ammann asphalt-mixing plants are in operation every day under demanding conditions. Ammann is the only asphalt plant manufacturer to develop and produce in-house all-system components, including controls, screens, dryers, burners, mixers and filters. This manufacturing commitment enables perfect integration of all components and, ultimately, an ultra-efficient operation for our customers.

Concrete-Mixing Plants

Ammann Elba is a leading manufacturer of both modern concrete compulsory mixers and complete mixing plants. It provides reliable and economic solutions for the production of high-quality concrete. The wide range of mixing plants covers all major sizes in both mobile and stationary applications. Complementing the core product line are planetary counter-current mixers, modules for the production of precast concrete and linear storage bins.

Compaction

A complete line of state-of-the-art Ammann compaction products is manufactured at two dedicated production sites. There is broad product diversity – from attachment compactors and 62 kg Rammers all the way to 25 000 kg Vibrating Rollers. Intelligent Compaction systems help contractors reach goals quickly and efficiently while our team of experts is always available to help. The Ammann global network and its partners ensure the utmost customer support – anywhere, at any time.

Road Pavers

You will find the right paver to meet virtually any jobsite requirement. Ammann’s pavers range in weight from 1 t to 15 t and offer paving widths from less than 1 metre up to 6,5 metres. The diversity ensures that our equipment fits any and all applications, ranging from footpaths and cycle tracks to parking lots, rural roads and main highways.

QuickBatch 140–180 t/h

Transport-optimised for international relocation

All the benefits of a stationary plant

The QuickBatch plant is engineered for easy, cost-effective transportation and installation while still offering benefits typically associated with stationary facilities.

QuickBatch's international transporting efficiencies are built around the "container principle" logistics concept. Containers cost less to transport, and the methods for shipping them are more easily available – factors that can generate substantial cost savings, especially if a plant is repeatedly relocated.

Key core components, including dryer/filter units and mixing tower modules, utilize housings that also serve as certified transport containers. The components are built as 20' or 40' units, the most common container sizes. When it's time to move, the components are simply loaded onto the transport vehicle. The entire plant is transported in 10 units.

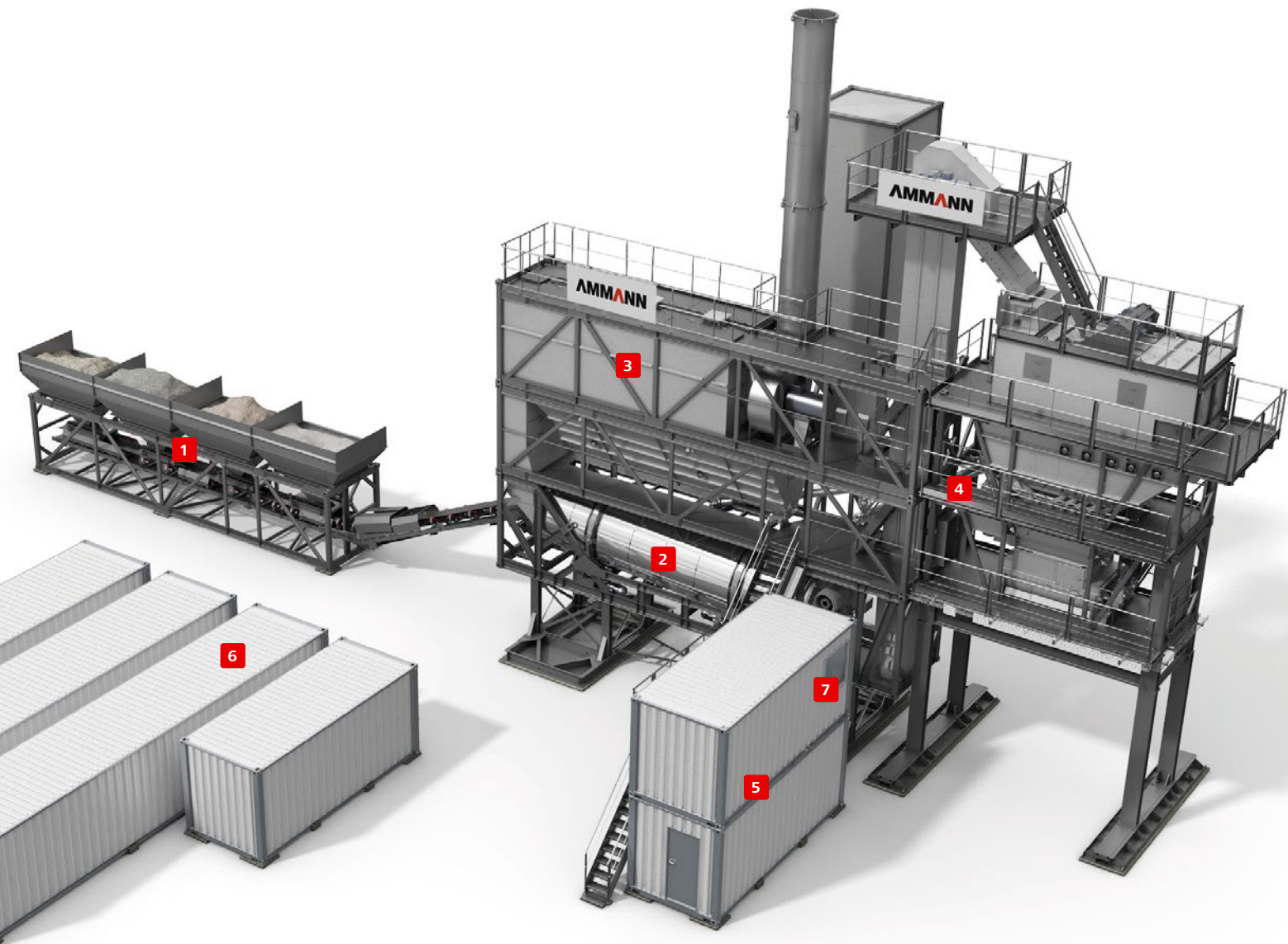
Precision separates QuickBatch from most container plants. QuickBatch strictly adheres to international standards, helping plant owners avoid complications and ensuring all sea, land and train size requirements are met.

QuickBatch benefits

- Low transport costs due to the "container principle"
- Containers precisely match international standards to avoid transport complications
- Minimal packing/unpacking when relocating
- Reduced site development costs because the plant does not require foundations
- Lower installation costs because highly functional individual modules are linked via intelligent interfaces
- Provides every full-scale stationary mixing plant advantage in terms of output, performance and space requirements
- Includes Ammann's full range of recycling solutions

Another differentiator is Ammann's commitment to manufacturing core plant components in-house. This process is crucial because of the complex process engineering and interaction between drums, burners, filters, screens, consoles and mixers.





1. Modules of four cold bins
2. High efficiency Ammann Dryer
3. Bagfilter and reclaimed filler silo
4. Screening and mixing tower
5. Control room and compressor
6. Bitumen and Fuel system
7. as1 control system

“Waterborne and overland transportation infrastructure is geared toward container transport. Containers cost less to transport, and the methods for shipping them are more easily available – factors that can generate substantial cost savings, especially if a plant is repeatedly relocated.”

"All Ammann plant core components are manufactured in-house. Ammann strictly adheres to this practice because of the complex process engineering and interaction between drums, burners, filters, screens, consoles and mixers."


Cold Feeders

Four cold bins are housed in one 40' container, with additional bins in a 20' container. The bins have a loading width of 3.200 mm and per-bin capacity of 7 m³. The dryer conveyor is partially transported in a separate commercial container. Load plates help properly distribute the cargo.




Filter and Reclaimed Filler Silo

The bagfilter and reclaimed filler silo are in two 40' containers positioned on top of the dryer. Gas ducting from the dryer to the filter are integrated into each module. The air exhauster and electrical box are fully connected to the filter. Stairs and a portion of the aggregates elevator are included in each module. Base plinths, load distribution plates and the chimney are transported in a separate commercial container.



Dryer and Burner

The new high-efficiency Ammann dryer is housed in a single 40' container. The dryer, burner, electrical box, exhaust gas ducting and aggregate elevator section are in a single container.




Screening and Mixing Tower

All tower components are assembled and positioned in housings designed as standard certified 20' containers. Quick-connecting catwalks and handrails are assembled on the grounds. Tower components are pre-wired with plug-and-play connections up to 11 kW, with one main electrical box at the mixer level. The screen, elevator components and other associated parts are transported in a separate commercial container. All weighing systems are in a single module.



Bitumen and Fuel System

Bitumen circulation pump, electrical box, fuel circulation pump and accessories installed in a single block designed as a standard certified 20' container. Bitumen and fuel tanks are positioned inside 40' containers. Preassembled piping is transported in a separated standard container.



Control Room

One 20' container houses Ammann as1 computer, air conditioning, windows, electrical connections and other associated parts. Another 20' container includes the compressor, compressed air tank, electrical box and other parts.




Ammann Core Elements

Everything from one source

Ammann premium asphalt-mixing plants utilize complex process engineering that requires perfect interaction between all individual components. So essential is this integration that Ammann develops and manufactures all core components, including drums, burners, filters, screens, controls and mixers. Doing so is the only way to guarantee that our plants will meet the demanding requirements and standards of the modern market environment.


Burners and Dryers

Ammann burners and dryers are highly reliable, productive and feature proven technology. Robust, compact and energy-efficient designs minimize maintenance requirements and lessen fuel burn. The burners and dryers are adaptable to multiple Ammann plant types and built for easy operation. A wide range of options is available.



Filters

Flow is optimized through FEM analysis. The filters perform well from top to bottom and come with low maintenance demand. Ammatex® filter bags offer high temperature resistance and eliminate the need for a fresh air damper. PTFE coating and seams create exceptional resistance. Resulting in long filter life. Improved thermal insulation adds efficiency.



Ammann is currently the only manufacturer of asphalt-mixing plants to offer this single-source approach, establishing us as a professional partner to handle every aspect of your asphalt-mixing plant. We provide answers when you need them and keep an open mind in order to fully understand your needs.


Screens

Ammann screens are highly reliable and properly sort materials. Optimal material load maximizes available screen area usage. A dust-free screen house is among the expertly engineered features. The screens are usable with a variety of Ammann plant types. Easy operation, minimal maintenance and a wide range of options are available.



Mixers

Mixers are highly reliable with short mixing times. Maintenance is minimal, and all components work seamlessly and efficiently because of Ammann's quality engineering. The operator-friendly mixers are an integral part of Ammann plants.



Ammann as1 Process Control System

Automation designed for world markets

Powerful, reliable in operation and proven worldwide

The powerful and future-oriented as1 system concept is comprised of our proven as1 software combined with especially matched industrial hardware.

The as1 computing environment has been especially designed and tested for use in tough environments. Its networking capability has also been given top priority. Customers profit from the flexible workstation configuration and networking to administration.

The Field Bus System

Guaranteed for reliable signal transfer

The proven fieldbus system is convincing with its robust design and reliability under tough operation. Faults can be detected efficiently and rectified by means of the diagnostic tools, even via remote support.

The Power Cabinet's Components

Designed for tough, round the clock operation

The power cabinet's components have to withstand extreme stress 24 hours a day. For this reason, Ammann only uses tried-and-tested, globally available quality components from renowned manufacturers.

as1 benefits

- Comprehensive system functionality
- Quick & easy to learn and safe to operate
- Proven field bus and load-sharing concept with extremely high levels of reliability
- Professional hotline and support organisations ready for service worldwide

Hotline and Support

Plant availability assured

Electromechanical faults can be efficiently rectified by the customer's own specialist personnel with the help of the electrical circuit diagrams and the as1 diagnostic tools.

Ammann's competent customer service hotline can be called on to access the plant for purposes of fault diagnosis or maintenance at any time. Modern telecommunications media increase the availability of the plant and reduce the need for costly on-site servicing.

as1 Additional Modules

as1 RAD

RAP ratio change during production with automatic recipe adaption.

as1 EcoView

Indicates how ecological the mixing plant is operated and shows trends.

as1 QualiView

Helps localizing causes of defect and to improve asphalt mix quality.

as1 PLM

Helps preventing short term and expensive peak loads.

as1 Excel AddIn

Indispensable for in-depth evaluations of as1 data in Excel.

as1 LoadOut

For automated truck loading and overload protection.


as1 IMM

Supports the staff with the planning of the required maintenance tasks.

QuickBatch 140–180 t/h

Plant type	140	180
Continual plant capacity at 3% moisture*	140 t/h	180 t/h
Continual plant capacity at 5% moisture	115 t/h	165 t/h
Number of cold feeders	No. 4 in standard version (additional feeders on request)	
Cold feeders capacity	7,5 m ³ each	
Drying drum type	T 1870 (L=7m / D=1,8m)	T 2080 (L=8m / D= 2,0m)
Burner power output	9,3 MW	13,9 MW
Fuels	Natural gas, LPG, light oil, heavy oil	
Filter capacity AFA	29000 Nm ³ /h	44 000 Nm ³ /h
Filter surface AFA	380 m ²	480 m ²
Screen type	VA 1536	VA 1536 S
Screen surface	15–20 m ²	
Screening	4- or 5-fractions	
Hot aggregate silo 1-row	Basic module: 26 t Additional module: 44 t (total max. 70 t)	
Aggregates scale	2500 kg	
Filler scale	300 kg	
Bitumen scale	200 kg	
Mixer size/content	1,7 t	2,2 t
Binding agent supply	Eco-Bit box tanks, horizontal configuration	
Filler supply	Reclaimed and imported filler silos	
Hot mix storage silo/compartments	Standard direct loading from mixer. Option 32 t; 18 m ³	
Recycling addition up to 30%	Cold RA directly into the mixer	
Recycling addition up to 50%	–	Up to 50% with recycling drum RAH50

* Hot mix production capacity based on following conditions: 10% bitumen and filler addition, input moisture of aggregates 3%, aggregate temperature increase 175 K and 0/2 fraction share max. 40%. Capacity figures subject to ± 10% variation.



Australia: Ammann Australia Pty. Ltd. | Narangba 4504

Austria: Ammann Austria GmbH | 4113 St. Martin im Mühlkreis

Brazil: Ammann do Brasil | CEP: 94180-452 Gravataí/RS

Bulgaria: Ammann Bulgaria | 1700 Sofia

China: Ammann Construction Machinery Shanghai Co. Ltd. | Shanghai 201700

Czech Republic: Ammann Czech Republic a.s. | 54901 Nové Město nad Metují

Ammann Asphalt GmbH | 60200 Brno

France: Ammann France SAS | 94046 Créteil/Cedex

Germany: Ammann Asphalt GmbH | 31061 Alfeld (Leine)

Ammann Verdichtung GmbH | 53773 Hennef

Ammann Elba Beton GmbH | 76275 Ettlingen

India: Ammann Apollo India Private Ltd. | Ahmedabad 380 009

Indonesia: Ammann South East Asia | Jakarta 11530

Italy: Ammann Italy S.p.A. | 37012 Bussolengo

Kazakhstan: Ammann Kazakhstan LLP | Almaty 050051

Netherlands: Ammann Benelux B.V. | 7730 SK Ommen

Poland: Ammann Polska sp.z.o.o. | 02-230 Warszawa

Romania: Ammann Group Romania S.R.L. | 077125 Magurele

Russia: Ammann Russia o.o.o. | 127 473 Moscow

Singapore: Ammann Singapore Pte. Ltd. | 307591 Singapore

Spain: Ammann Iberia S L | Madrid

South Africa: Ammann Construction Machinery South Africa | Benoni 1500

Sweden: Ammann Scandinavia | 211 20 Malmö

Switzerland: Ammann Switzerland Ltd. | 4901 Langenthal

Avesco AG | 4901 Langenthal

Turkey: Ammann Teknomak A.S. | Ankara 06370

Ukraine: OOO Ammann Ukraine | 03150 Kiev

United Arab Emirates: Ammann NME FZE | Dubai

United Kingdom: Ammann UK Ltd. | Warwickshire CV37 0TY

USA: Ammann America Inc. | Ponte Vedra | Florida 32082

Detailed information can be found at: www.ammann-group.com

